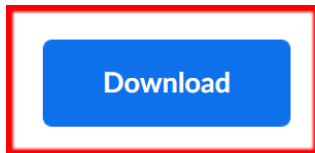


Dib-u-hanashada Codadkeenna: Beeraleyda loogutalagalay, Beeraleyda sameeyeen, Beeraleyda lajira

1. La soodeg Zoom ka adiga oo tagaya zoom.us/download oo gujinaya download

Zoom Client for Meetings

The web browser client will download automatically when you start or join your first Zoom meeting, and is also available for manual download here.

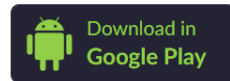
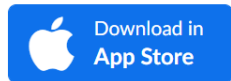


Version 5.4.3 (58891.1115)

Xusuusin: Waxaa jira madalo loo heli karo taleefannada gacanta

Zoom Mobile Apps

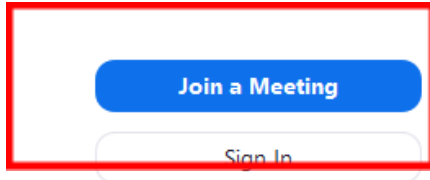
Start, join and schedule meetings; send group text, images and push-to-talk messages on mobile devices.



2. Fur Zoom ka goobta macaamiisha
3. Ku soo biir kulanka adoo adeegsanaya mid ka mid ah qaababkan:

- Kudhufo Ku Biir Kulan Haddii aad rabto inaad ku biirto adigoonan soogalin

zoom



- Gal Zoom ka kadibna kudhufo **Ku biir.**



4. Geli nambarka [ID ga kulanka](#) iyo magaca aad ku galeysid
 - Haddii aad soogashid, beddel magacaaga haddii aadan rabin in [magaca kujiray](#) uu soo baxo.
 - Haddii aadan soogalin, geli magaca aad kusoogaleysid.

5. Dooro haddii aad jeclaan lahayd inaad ku xirto codka iyo / ama fiidiyow oo kudhufo **Ku biir**.

Join a Meeting

Meeting ID or Personal Link Name

Grant MacLaren

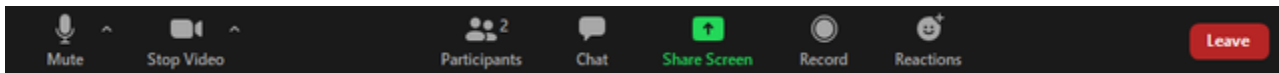
Do not connect to audio

Turn off my video

Join Cancel

6. Kaqeybgalayaashu waxay heli karaan astaamahan

Koontaroolada kaqeybgalayaasha waxay ka muuqanayaan salka shaashadaada haddii aadan hadda shaashada cidkale la wadaageyn.



Kaqeybgalayaashu waxay marin uleeyihiin astaamahan:

Mute / Unmute: Xir ama fur makarafoonkaaga.

Koontaroolada Codka (kudhufo ^ falaarta ku xigta **Mute / Unmute**): Waxay kuu ogolaaneysaa inaad bedesho makarafoonka iyo sameecadda uu Zoom hadda ku isticmaalayo kombiyuutarkaaga, uguna tago codka kumbuyuutarka, iyo marin u helida maqalka oo buuxa, [audio settings](#).

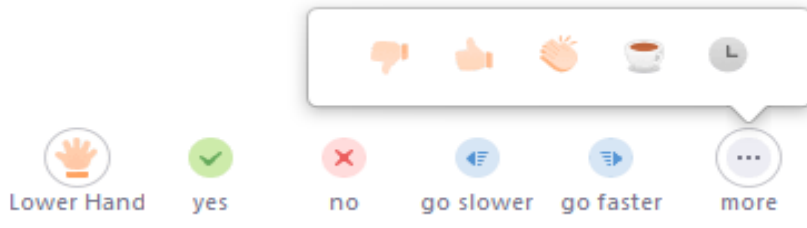
Start Video / Stop Video: Kaamiradaada ayey daartaa ama damisaa.

Xakamaynta Fidiyowga (kudhufo ^ falaarta ku xigta **Start Video / Stop Video**): Beddel kamaradaha haddii aad leedahay kaamirooyin fara badan, dooro baagaraawn, [virtual background](#) (haddii aad furtay), ama gal marinnadaada fiidiyowga oo buuxa, [video settings](#).

Participants: Eeg cida hada kulanka joogta oo martiqaad kuwa kale, [invite others](#). Waxaad sidoo kale marin uheli kartaa xulashooyinka:

Kaqeybgalayaashu waxay marin uleeyihiin astaamahan (Weli Socda):

- Astaamaha [Jawaab Celinta aan Hadalka ahayn](#) (haddii uu furo martigeliyaha): Waxaa dhigtaa astaan ku xigta magacaaga si dhaqso loogu wargaliyo martigeliyaha



Chat: Soo gal daaqadda wada hadalka si aad ula sheekaysato ka qaybgalayaasha. [Wax dheeri ah baro.](#)

Leave: Ka bax kulanka inta uu u soconayo ka qaybgalayaasha kale. Kaliya martigeliyaha ayaa soo [afjari karta kulanka.](#)

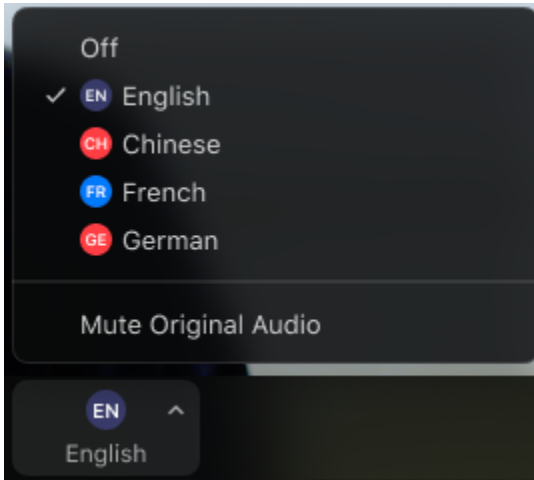
Dhageysiga tarjumaadda luqadda

 [Windows](#) |  [macOS](#)

1. Halka laga hago kulankaaga / webinar-kaaga, kudhufo **Turjumaada.**



2. Kudhufo luqadda aad jeclaan lahayd inaad maqasho..



3. (Ikhtihaar) Si aad u maqashid luqadda la tarjumay oo kaliya, kudhufo **Mute Original Audio**